

# 2022-23 Annual Report

---



Centre for Development



Centre for Development





Centre for Development

# 2022-23 ANNUAL REPORT

2nd Floor, Mistry Chamber,  
Beside Hotel Cama, Khanpur  
Ahmedabad, Gujarat – 380001  
Email: [cfd.ad28@gmail.com](mailto:cfd.ad28@gmail.com), [contact@cfdnngo.org](mailto:contact@cfdnngo.org)  
Web site: [www.cfdngo.org](http://www.cfdngo.org)



## Table of Content

---

|    |  |    |
|----|--|----|
| 1. | From the desk of Director                  | 01 |
| 2. | Child Rights and Protection                | 02 |
| 3. | Education                                  | 07 |
| 4. | Inclusive Urban Governance                 | 11 |
| 5. | Humanitarian response                      | 16 |
| 6. | Ahmedabad Waste Pickers Association (AWPA) | 17 |
| 7. | Financial Audited Report                   | 18 |
| 8. | Our Donors                                 | 21 |





## From the desk of Director

---

Still the effect of COVID-19 can be seen. This has affected economically and socially to all strata of society. People are struggling to set their livelihood and many have lost jobs are looking for alternative work. The economic situation is serious in hundreds of families.

CfD had played important role during COVID-19 addressing economic and humanitarian needs of people. In 2022-2023 also provided food security to 2175 urban poor families.

At Childline Help Desk, team had to run on tow to rescue children who were coming in search of work to support their families. In restricted work environment 283 children were rescued.

I must say, we all have survived in the multiple waves of the most contaminated disease and met new life. I am happy that team is intact and working for its communities with same pace.

One flagship program CfD started this year is Inclusive Urban Governance. We all see the rapid urbanization of cities and towns. One assumption is that, in Gujarat urbanization is around 53%. It means half of the population of Gujarat is living in urban pockets which has limited land and resources. In this case possibilities of exploitation of resources and availability of resources could be an issue. Inclusive Cities brought this idea of Inclusive Urban Governance, where all residents have right to participate in governance process. I am sure CfD will do best in this initiative.

I also thankful to all donors who have supported us in this crucial post disaster time to serve most needy.

Expecting same support from all team, community, donors and well-wishers.

Best.

**Rafi Malek**

Executive Director

# Child Rights and Protection

## 1.1 Railway Childline Centre

Child Help Desk had played important role in post COVID-19 scenario in rescuing children and Reunionese with their families by doing extensive coordination with district child protection unit, railway police, child care institutions, local police and other NGOs. Rigorous follow up in various states to locate child's family was done without tiring. Below table shows the data of rescued children.



## Category-wise Data of Rescued Children (2022–2023)

| Type of CNCP                               | 2022-23    |
|--|------------|
| Lost and Found children                    | 114        |
| Runaway children                           | 128        |
| Working children                           | 16         |
| Children found to be begging               | 18         |
| Children in need of counselling at station | 1          |
| Shelter requirement                        | 6          |
| <b>Total</b>                               | <b>283</b> |

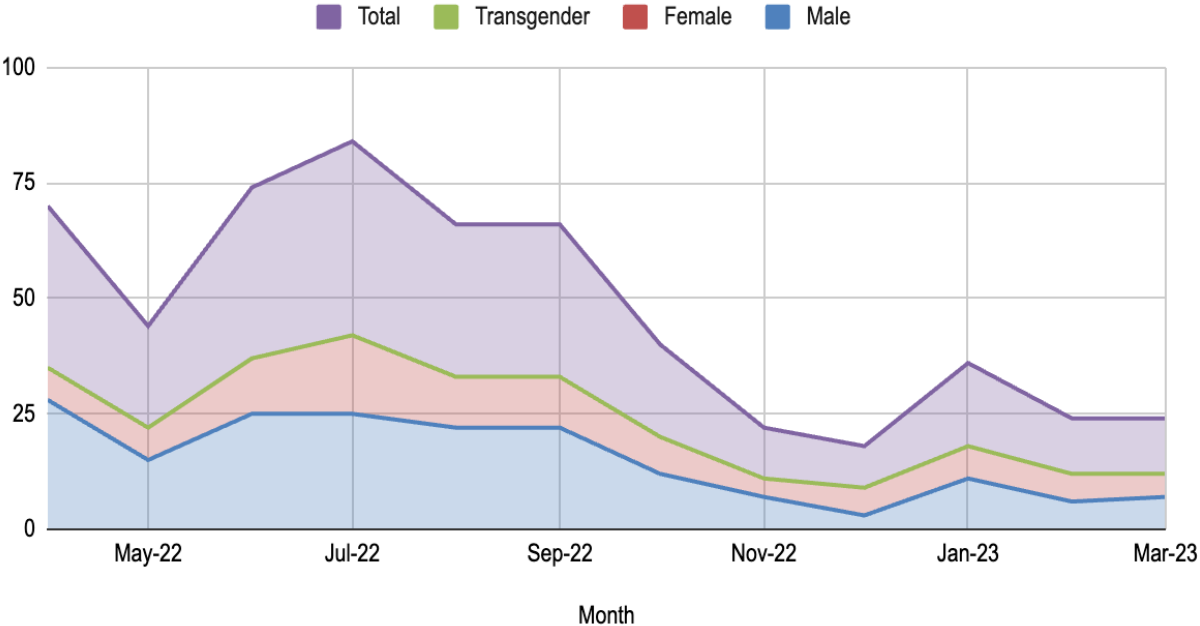
The pie chart illustrates the categorization of 283 children rescued under the Child Help Desk (CHD) initiative in 2022–23. A significant portion of the rescued children falls under the “Runaway Children” category, accounting for approximately 45.2% of the total, closely followed by “Lost and Found Children” at around 40.3%. These two categories together represent over 85% of the cases, indicating a serious concern around unaccompanied or missing children in public spaces, especially near railway stations.



Smaller but still important segments include children involved in child labor (5.7%) and those found begging (6.4%), underscoring the ongoing issues of economic exploitation and vulnerability in urban areas. Other categories—such as orphans, medically vulnerable, abandoned, or possibly trafficked children—recorded negligible or zero cases, which might either reflect actual lower prevalence or challenges in detection and reporting.

The “Shelter” category (2.1%) and “Children in Need of Counseling” (0.3%) represent those who required immediate protective support. The data also reveals gaps in identification of out-of-school children, trafficked children, or those needing medical help, signaling the need for strengthening early detection and outreach efforts. This chart serves as a crucial tool for policy refinement and intervention planning.

**Total rescued children in the year of 2022-2023**



This table reports that a total of 283 children were rescued through CHD interventions in 2022–23. The two largest groups are Runaway Children (128; 45.2%) and Lost & Found Children (114; 40.3%), together comprising over 85% of cases. Smaller categories include Children Found Begging (18; 6.4%), Working Children (16; 5.7%), and Children Placed in Shelter (6; 2.1%). Only 1 child required counseling at the station; all other categories—such as trafficked, out-of-school, orphaned, medically vulnerable, or abandoned children—were recorded as zero, suggesting either very low incidence or challenges in detection.

**Monthly Outreach Activities and Total Hours**

Over the 12-month period, CHD conducted four types of outreach—Small Group, Individual, Night, and Group—with a cumulative 21,628 hours logged.

Individual Outreach was highest (3,410 hrs; 15.8% of total), closely followed by Small Group Outreach (3,193 hrs; 14.8%). Night Outreach accounted for 1,537 hrs (7.1%), while Group



Outreach was minimal at just 35 hrs (<0.2%). Peak monthly activity occurred in June (2,019 hrs) and July (1,985 hrs), reflecting focused mid-year campaigns, whereas September was the quietest (1,635 hrs).

This distribution highlights CHD's emphasis on individualized and small-group engagement, with room to expand nighttime and larger group efforts.

### Activities done by CHD team

1. A awareness program with children on Child Protection and Mental Health at Khanpur office where in 49 children have participated. The output of this activity is children from urban slums and children living around railway stations meet each other to discuss their daily activities. Develop a mutual understanding of the kinds. Discuss questions and challenges they are facing. Which issues are similar and which issues diverge. What kind of questions are there in their areas related to Child Protection and Mental health.





2. World Day Against Trafficking – a march and signature campaign was organized at Kalapur railway station. Where in 1053 RPF, GRP, Stall keepers, Coolies, Drivers, Passengers, CHD team, Railway officers have participated. The output of this event was, audience first time discussed about the serious issue of human trafficking and child trafficking and then a signature campaign will be conducted to gather agreement on who will personally volunteer to end this crime. People will give their consent.
3. A weeklong celebration on “**Childline Se Dosti**” was organized where in 1460 people participated, that includes RPF, GRP, porters, Stall keepers, Drivers, CWC members, Passengers, CHD team, CCIs members. The output of this activity was, people come to know about the services of Childline Network and how they can be part of this network to support any child who needs care and protection.



## Education

### 2.1 Financial Support for School & College Fees

#### School Level

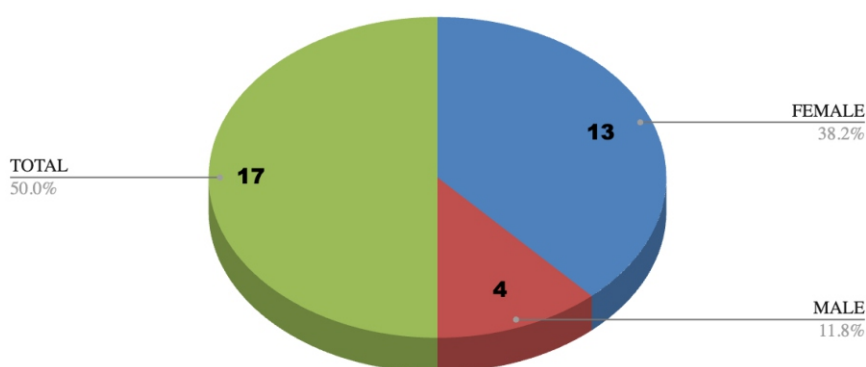
Ten students received fee support totaling ₹34,970. Eight were female, two male. Fees ranged from ₹2,170 (NIOS 12th grade) up to ₹8,400 (6th grade at The New Era Primary School), with the majority enrolled in the National Institute of Open Schooling.

#### College Level

Seven students—five female, two male—were assisted with fees totaling ₹50,873. Amounts varied widely: from ₹595 (SEM-2 B.A.) up to ₹20,000 (nursing diploma), reflecting diverse educational pathways including arts, paramedical, and vocational courses.

Together, these tables demonstrate CHD's dual focus on urgent child protection interventions and longer-term educational support for vulnerable children and youth.

SCHOOL & College FEES DETAIL - 2022-23



In the year 2022–23, a total of ₹85,843 was extended as financial support towards the school and college fees of 17 students from economically weaker backgrounds. Out of these, 10 students received assistance for school education amounting to ₹34,970. The majority were

enrolled in the National Institute of Open Schooling (NIOS), particularly in 10th and 12th standards, along with a few from local primary schools such as Jyoti Primary School and The New Era Primary School. Among the school-going students, 8 were female and 2 were male. Additionally, 7 students received support for higher and vocational education, with a total of ₹50,873 disbursed. These students were enrolled in courses ranging from Bachelor of Arts (B.A.) at Shree Swaminarayan Arts College, to IELTS training, paramedical nursing, and a DTP course. This group included 5 female and 2 male students. The support provided aimed to enable uninterrupted education and skill development, reflecting a commitment to inclusive educational opportunities across levels and disciplines.

## 2.2 Orphan Sponsorship program

In year 2022-2023 total 342 orphan children were provided sponsorship for their education, health and general needs. Wherein 176 were boys and 166 girls.

To review the progress of each child and know the family situation 18 mothers' meetings were organized. Wherein 390 mothers and guardians have participated.



## 2.3 LitClub Program

### 2.3.1 LitClub sessions

This year in 16 LitClubs total 756 sessions were organized with 208 children, wherein 158 girls and 50 were boys.

### 2.3.2 World Read Aloud Day

On 5th February, 2023 a day-long event was organized to celebrate World Read Aloud Day. 165 children were participated and engaged whole day in various activities. To support these children 9 community volunteers provided their services.



Children performed drama, story making and telling by using words and pictures, sung their made songs, made pictures from the material available with them.

### 2.3.3 Standup for Girls Day celebration

The objective of this celebration is to aware people about rights of girls and women in patriarchal social structure and sensitize male folk to accept their existence as equal human being and listen them.

This program was organized on 25th December, 2022 at HDRC, St. Xavier's College Campus. Total 80 children have participated.





#### 2.3.4 LitMom Program

This year new activity was initiated for the mothers of LitClub children, called LitMom program. The objective of this program was to involve mothers in process to avail basic services and amenities by representations at various urban local bodies and other stakeholders. This way they also became familiar with governance and complaint redressal mechanism.

Specially designed 16 training session were organized with mothers on governance mechanism, application writing, maintaining documentation and how to keep documents safe.

From 2 areas 11 mothers collectively visited their ward offices and submitted application demanding regular functionality of ICDS centres, regularization of peripheral services for pregnant and lactating mothers and nutritional inputs for adolescent girls.

## Inclusive Urban Governance

This is new initiative of CfD to make the city of Ahmedabad more inclusive through active participation in governance mechanism by urban poor. 74th amendment is the base of this initiative. Formation of Samaveshi Shafer Samities of urban poor and empower them to enter in ward level governance structure and proper documents to avail entitlements are the primary objectives.

CfD has selected 7 municipal wards of Ahmedabad city for this project. That includes BSUP colonies and informal settlements.

### 3.1 Capacity building of Samaveshi Shafer Samiti members

One day and 4 days residential trainings on citizenship, fundamental rights, urban governance structure, 74th amendment, Pradhan Mantri Awas Yojna, governance redressal mechanism, leadership, town planning act and networking were provided to 153 Samaveshi Shafer Samiti members. Where in 62 were male and 91 females. 31 quarterly meetings with 477 (170 male, 307 female) members were organized for update, review, replan of work.

### 3.2 Exposure visit/exchange of learning visit

One exposure visit at YUVA, Mumbai was organised for 18 (13 male, 5 female) core Samaveshi Shafer Samiti members. Where they visited mohalla samities and understood the work done by them in Malad area. Members also met counsellors and learned the importance of networking and work together to bring basic services and entitlements in their areas. Members also learned importance of various documents and how to get those.





### 3.3 Awareness campaign

A awareness campaign in 14 areas was organized for larger public on governance mechanism, procedures, SMART City, citizenship rights, TPs, city development plan. In this campaign 555 posters were pasted on walls, 1710 people directly engaged in dialogues and 325 samiti members involved.

### 3.4 Capacity building of Young Change Agents

Three trainings with young change agents were organized. Leadership development, networking, social issues and governance mechanism were discussed with them. Total 90 young changes were trained. Wherein 51 were boys and 39 girls.

### 3.5 Interface dialogue

A series of dialogues with elected representatives and members of ward committees and ULBs.

1. Meeting with MLA for basic amenities issue in Ganeshnagar
2. Meeting with MLA for housing issue.





3. Meeting with local counsellor and opposition leaders of AMC for Sikandarbakht nagar housing issues.
4. Samaveshi Shaher Samiti members participated in ward sabhas and presented the issues they are facing in day to day life. 48 male, 60 female total 108 members participated in 8 wards.

### 3.6 Documents and Entitlement Camps

To avail various important documents and entitlements total 32 camps were organized in support with Indian Postal Department, Labour Department and CSC operators. The detail of various documents and entitlements is mentioned in below table.

| Sr           | No of Camp | Camp Details               | No. of beneficiaries with status Apply or Complete |            | M          | F          | Total      |
|--------------|------------|----------------------------|--|------------|------------|------------|------------|
|              |            |                            | Apply  | Complete   |            |            |            |
| 1            | 11         | Adhar card                 | 388  | 300        | 154        | 146        | 300        |
| 2            | 5          | PM Svanidhi                | 129  | 98         | 19         | 79         | 98         |
| 3            | 3          | Income & Caste Certificate | 32   | 32         | 24         | 8          | 32         |
| 4            | 3          | E-Shramik Insurance        | 30   | 30         | 16         | 14         | 30         |
| 5            | 3          | Ayushyaman Card            | 33   | 28         | 14         | 14         | 28         |
| 6            | 3          | Voter ID Card              | 63   | 63         | 31         | 32         | 63         |
| 7            | 1          | PAN card                   | 13   | 13         | 6          | 7          | 13         |
| 8            | 1          | E-Shram Card               | 2  | 2          | 0          | 2          | 2          |
| 9            | 2          | Jandhan Account            | 15   | 15         | 2          | 13         | 15         |
| <b>Total</b> | <b>32</b>  |                            | <b>705</b>   | <b>581</b> | <b>266</b> | <b>315</b> | <b>581</b> |



### 3.7 Health Camps

In collaboration with Gujarat Cancer Hospital CfD had organized 6 medical health check-up camos in 6 different areas. Where in 1408 people have taken various benefits.

| Sr           | Date       | Area                                  | Male       | Female     | Total       |
|--------------|------------|---------------------------------------|------------|------------|-------------|
| 1            | 17-08-2023 | Ganeshnagar                           | 112        | 166        | 278         |
| 2            | 02-09-2023 | Bheravsinh Shekhavat nagar, Vijaymill | 62         | 166        | 228         |
| 3            | 18-09-2023 | Slkandarbakht nagar                   | 110        | 197        | 307         |
| 4            | 13-10-2023 | Jashodanagar                          | 80         | 133        | 213         |
| 5            | 26-10-2023 | Sadbhavnanagar                        | 58         | 152        | 210         |
| 6            | 22-12-2023 | Saraniyavas, Narol                    | 91         | 81         | 172         |
| <b>Total</b> |            |                                       | <b>513</b> | <b>895</b> | <b>1408</b> |



### 3.8 Housing Allotments Process

In Vatva ward, the 58 residents of Vanar Vat talav received notice of demolition of their houses for implementation of road under TP scheme. Total 58 families received this notice. CfD took up this to concerned authority and presented documents of residents. Out of 58 families 11 families got alternate house in nearby BSUP colony.



## Humanitarian Response



### 4.1 Dry ration kit distribution

Post COVID-19 hundreds of families were facing crises of food. CfD in support with Islamic Relief Worldwide, UK had planned out food security support to 2175 families. For this humanitarian response CfD identified 13 areas and small pockets where the need for food security was high.

A dry ration kit of 33.7 kg which includes wheat flour, Rice, chana, dal, sugar, oil, salt, dates, red chili and turmeric powder was provided to 2175 most deserving families.



## Ahmedabad Waste Pickers Association (AWPA)

---

The strengthening of AWPA continued in this year too. Total 16 meetings were organized in Saraniya Vas Narol, Ranip Railway Station road, Sabarmati Railway track and Shiv Shaktinagar Odhav.

51 new members joined the CBO.



# Financial Audited Report

## CENTRE FOR DEVELOPMENT

Charity Registraion No : F/5260/ Ahmedabad  
Society Registraion No : Guj/5408/ Ahmedabad  
FCRA Registraion No : 041910295  
PAN : AAATC3988K  
TAN : AHMC01481E

### INCOME & EXPENDITURE ACCOUNT (CONSOLIDATED) for the year ending on 31.03.2023


| Expenses  |          | Amount    |             | Income   | Amount      |             |
|---|----------|-----------|-------------|--|-------------|-------------|
|   |          | ₹         | ₹           |  | ₹           | ₹           |
| <b>Expenses towards objects of the Trust (FC) - Funding Agency</b>    | <b>B</b> |           |             | <b>Interest Income (FC)</b>                        |             |             |
| Education   |          | 38,68,322 |             | Bank Interest FC                                   |             | 23,904      |
| Social  |          | 56,23,457 |             | FD Interest FC                                     |             | 11,405      |
| Administrative Expenses   |          | 1,44,542  | 96,36,321   |  |             |             |
|   |          |           |             | <b>Grants in aid for specific projects (FC)</b>    | <b>A</b>    |             |
| <b>Expenses towards objects of the Trust (FC) - CFD Own Funds</b>     | <b>B</b> |           |             | Unutilised Grant Last Year                         | 12,47,783   |             |
| Education   |          | 1,44,100  |             | Add : Grant Received During the year               | 99,13,030   |             |
| Social  |          | 9,993     |             | Add : Interest on Unused Funds                     | -           |             |
| Administrative Expenses   |          | 21,837    | 1,75,930    | Add : Own Contribution / (Excess)                  | 988         |             |
|   |          |           |             |  | 1,11,61,801 |             |
| <b>Expenses towards objects of the Trust (NonFC) - Funding Agency</b> | <b>B</b> |           |             | Less : Transferred to earmarked Fund               | -           |             |
| Education   |          | -         |             | Less : Advance Grant Received                      |             |             |
| Social  |          | 45,04,973 |             | transferred to Balance Sheet                       | 15,25,480   | 96,36,321   |
| Administrative Expenses   |          | 3,30,388  | 48,35,361   |  |             |             |
|   |          |           |             | <b>Grants in aid for specific projects (NonFC)</b> | <b>A</b>    |             |
| <b>Expenses towards objects of the Trust (NonFC) - CFD Own Funds</b>  | <b>B</b> |           |             | Unutilised Grant Last Year                         | 24,42,153   |             |
| Education   |          | -         |             | Add : Grant Received During the year               | 59,52,639   |             |
| Social  |          | 1,57,322  |             | Add : Interest on Unused Funds                     | 96,879      |             |
| Administrative Expenses   |          | 71,135    | 2,28,457    | Add : Own Contribution / (Excess)                  | -           |             |
|   |          |           |             |  | 84,91,671   |             |
| <b>Excess of Income over Expenditure</b>                              |          |           | 50,753      | Less : Transferred to earmarked Fund               | -           |             |
|   |          |           |             | Less : Advance Grant Received                      |             |             |
|   |          |           |             | transferred to Balance Sheet                       | 36,56,235   | 48,35,436   |
|   |          |           |             | <b>Donation - (NonFC)</b>                          |             | 2,25,000    |
|   |          |           |             | <b>Interest Income (NonFC)</b>                     |             |             |
|   |          |           |             | Bank Interest                                      | 5,417       |             |
|   |          |           |             | FD Interest  | 48,718      | 54,135      |
|   |          |           |             | <b>Transfer from Interest Reserve Fund (FC)</b>    |             | 1,40,621    |
|   |          |           | 1,49,26,822 |  |             | 1,49,26,822 |

As per our audit report of even date


CA Jahir Mansuri  
(Partner in KCJM & Associates)  
Mem : 115867

For, Centre For Development



Meera Malek  
Trustee  
Place : Ahmedabad  
Date : 06.10.2023





## Financial Audited Report

### CENTRE FOR DEVELOPMENT

Charity Registraion No : F/5260/ Ahmedabad  
Society Registraion No : Guj/5408/ Ahmedabad  
FCRA Registraion No : 041910295  
PAN : AAATC3988K  
TAN : AHMC01481E

### BALANCE SHEET (CONSOLIDATED) As on 31st March, 2023

| Capital / Liabilities           | Annex | Amount           | Assets                          | Annex | Amount           |
|---------------------------------|-------|------------------|---------------------------------|-------|------------------|
|                                 |       | ₹                |                                 |       | ₹                |
| Corpus Find (NonFC)             | H     | 5,60,737         | Fixed Assets (FC)               | C     | 1,44,022         |
|                                 |       |                  | Fixed Assets (NonFC)            |       | 1,23,221         |
| Non Corpus Find (NonFC)         | I     | 10,00,009        |                                 |       |                  |
|                                 |       |                  | Fixed Deposit (FC)              | D     | 2,14,637         |
| Interest Reserve Fund (FC)      | G     | 1,22,252         | Fixed Deposit (NonFC)           |       | 48,79,728        |
|                                 |       |                  |                                 |       |                  |
| Fixed Assets Fund (FC)          |       | 1,44,022         | Other Loan and Advances (FC)    | E     | 2,29,964         |
| Fixed Assets Fund (NonFC)       |       | 1,23,221         | Other Loan and Advances (NonFC) |       | 57,934           |
|                                 |       |                  |                                 |       |                  |
| Unutilized Grant (FC)           | A     | 15,25,480        | Cash and Bank Balance (FC)      | F     | 12,34,925        |
| Unutilized Grant (NonFC)        |       | 36,56,235        | Cash and Bank Balance (NonFC)   |       | 3,17,773         |
|                                 |       |                  |                                 |       |                  |
| Other Current Liability (FC)    |       | 31,794           |                                 |       |                  |
| Other Current Liability (NonFC) |       | 38,454           |                                 |       |                  |
|                                 |       |                  |                                 |       |                  |
|                                 |       | <b>72,02,204</b> |                                 |       | <b>72,02,204</b> |

As per our audit report of even date



CA Jahir Mansuri  
(Partner in KCJM & Associates)  
Mem : 115867

For, Centre For Development

Meera Malek  
Trustee  
Place : Ahmedabad  
Date : 06.10.2023





# Financial Audited Report

## CENTRE FOR DEVELOPMENT

Charity Registraion No : F/5260/ Ahmedabad  
Society Registraion No : Guj/5408/ Ahmedabad  
FCRA Registraion No : 041910295  
PAN : AAATC3988K  
TAN : AHMC01481E

### RECEIPTS AND PAYMENTS ACCOUNT (CONSOLIDATED) For the year ended on 31st March 2023

| Receipts                             | Amount    | Amount             | Payments                                   | Amount    | Amount             |
|--------------------------------------|-----------|--------------------|--|-----------|--------------------|
|                                      | ₹         | ₹                  |  | ₹         | ₹                  |
| <b>Opening Balance (FC)</b>          |           |                    | <b>Payments Made towards Project &amp;</b> |           | <b>86,33,051</b>   |
| Central Bank Of India                | 2,38,004  |                    | <b>Exps. Of Project (FC)</b>               |           |                    |
| Fixed Deposits                       | 2,03,232  |                    |  |           |                    |
| Cash Balance                         | 2,137     | <b>4,43,373</b>    | <b>Administrative Expenses (FC)</b>        |           | <b>1,66,379</b>    |
|                                      |           |                    |  |           |                    |
| <b>Opening Balance (NonFC)</b>       |           |                    | <b>Payments Made towards Project &amp;</b> |           | <b>46,62,295</b>   |
| Central Bank Of India                | 79,718    |                    | <b>Exps. Of Project (NonFC)</b>            |           |                    |
| Fixed Deposits (FC)                  | 38,50,000 |                    |  |           |                    |
| Cash Balance                         | 662       | <b>39,30,380</b>   | <b>Administrative Expenses (NonFC)</b>     |           | <b>3,79,237</b>    |
|                                      |           |                    |  |           |                    |
| <b>Grant Received</b>                |           | <b>60,49,518</b>   | <b>Rent Deposit Paid (NonFC)</b>           |           | <b>20,000</b>      |
| <b>Donation Received</b>             |           | <b>2,25,000</b>    |  |           |                    |
|                                      |           |                    |  |           |                    |
| <b>Foreign Contribution Received</b> |           | <b>99,13,030</b>   | <b>Closing Balance (FC)</b>                |           |                    |
| (Annexure A)                         |           |                    | Cash Balance                               | 4,977     |                    |
|                                      |           |                    | Fixed Deposits                             | 2,14,637  |                    |
| <b>Interest Income (FC)</b>          |           |                    | Bank Balance (Annexure F)                  | 12,29,948 | <b>14,49,562</b>   |
| Bank Interest                        | 23,904    |                    |  |           |                    |
| FD Interest                          | 11,405    | <b>35,309</b>      | <b>Program Advance Given (FC)</b>          |           | <b>1,42,720</b>    |
|                                      |           |                    |  |           |                    |
| <b>Interest Income (NonFC)</b>       |           |                    | <b>Closing Balance (FC)</b>                |           |                    |
| Bank Interest                        | 5,417     |                    | Cash Balance                               | 630       |                    |
| FD Interest                          | 48,718    | <b>54,135</b>      | Fixed Deposits                             | 48,79,728 |                    |
|                                      |           |                    | Bank Balance (Annexure F)                  | 3,17,143  | <b>51,97,501</b>   |
|                                      |           |                    |  |           |                    |
|                                      |           | <b>2,06,50,745</b> |  |           | <b>2,06,50,745</b> |
|                                      |           |                    |  |           |                    |

As per our audit report of even date




CA Jahir Mansuri  
(Partner in KCJM & Associates)  
Mem : 115867

For, Centre For Development



Meera Malek  
Trustee  
Place : Ahmedabad  
Date : 06.10.2023





## Our Donors

---

### Institutional

1. Association for India's Development
2. LitWorld
3. Azim Premji Foundation
4. Fruenpower
5. Childline India Foundation
6. Islamic Relief Worldwide

### Individual

1. Mr. Azad Mehta
2. Mr. Arshad Pathan
3. Mr. Rafiyuddin Malek
4. Mr. Varkey Mathew
5. Ms. Khanjan Chhaya
6. Ms. Bindiya Chhaya
7. Ms. Bhabvna Chhaya
8. Mr. kamalnayan Chhaya





Centre for Development

# Contact Us



Email: [contact@cfdngo.org](mailto:contact@cfdngo.org)



Website [www.cfdngo.org](http://www.cfdngo.org)

Address :  
Centre for Development,  
C-701, Rajyash Rise,  
Beside Vishala, Vishala Narol Highway,  
South Vasna,  
Ahmedabad - 380007